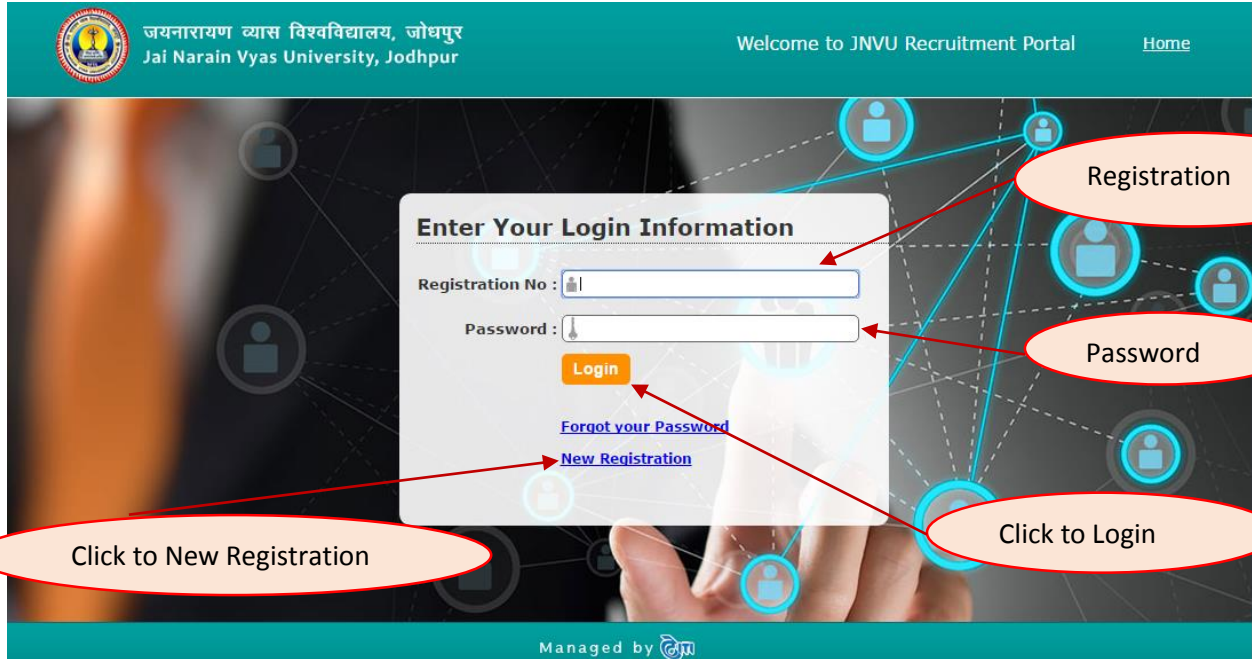




1. Registration



2. Personal Information

My Account	Change Password	Logout
In case, any of the details have been found to be incorrect or failure to produce documentary proof in support of the same, my candida		
Step[1/9] : Application Information (All the 9 steps for registration should be followed for complete registration.)		
Job List Chart :	<input checked="" type="radio"/> Teaching <input type="radio"/> Non-Teaching	
Post :	Associate Professor *	
Faculty :	Faculty of Engineering	
Department :	Mining Engineering	
Gender :	<input checked="" type="radio"/> Male <input type="radio"/> Female	
Physically Handicapped :	<input type="radio"/> Yes <input checked="" type="radio"/> No	
Caste Category :	GENERAL *	Annual Income : : 0
Domicile :	Rajasthan	Domicile, If Other :
Appointment Category :	GENERAL *	

1. Fill the Details

Steps for Registration

- 1 Personal Information
- 2 Educational Qualification
- 3 Work Experience
- 4 Photo Upload
- 5 Enclosure / Children Details
- 6 API Part(A & B)
- 7 API Part(C)
- 8 API Part(D & E)
- 9 References & Declaration

Downloads



Personal Information

Applicant's Name	First Name : <input type="text" value="Abc"/>	Middle Name : <input type="text"/>	Last Name : <input type="text"/>
Father's Name	: <input type="text" value="Pqr"/>		Mother's Name : <input type="text" value="Xyz"/>
Date of Birth	: <input type="text" value="13/01/1977"/> <input type="button" value="📅"/> * Your age is 39 on 1st Dec 2016 date ✓	Applicant's Email ID : <input type="text" value="abc@gmail.com"/>	
Marital Status	: <input checked="" type="radio"/> Single <input type="radio"/> Married		Nationality : <input checked="" type="radio"/> Indian <input type="radio"/> Other
Mobile No.	: <input type="text" value="9716545254"/>		Religion : <input type="text" value="Hindu"/>



Correspondence Address

Address	: <input type="text" value="Abc12345"/>	State	: <input type="text" value="RAJASTHAN"/>
City	: <input type="text" value="Jodhpur"/>	Pin Code	: <input type="text" value="123456"/>

Permanent Address

Same As Correspondence Address

Address	: <input type="text" value="ABC"/>	State	: <input type="text" value="RAJASTHAN"/>
City	: <input type="text" value="Jodhpur"/>	Pin Code	: <input type="text" value="747001"/>

Verification of Identification

10th Marksheet Sr.No.	: <input type="text" value="0"/>	10th Roll No.	: <input type="text" value="0"/>
10th Passing Year	: <input type="text" value="0"/>	Aadhaar Card No.	: <input type="text" value="0"/>

Work Experience & Specialization Details

Teaching Experience (In Years):	PG: <input type="text" value="0"/>	UG: <input type="text" value="0"/>
Fields of Specialization:	: <input type="text"/>	
<input type="button" value="UPDATE"/>		
<small>First press SAVE/UPDATE button then click NEXT button.</small> <input type="button" value="Next"/>		

2. Click to Save/Update

3. Click to Next



3. Education Qualification Details

1. Fill the Details

My Account **Change Password** **Logout**

In case, any of the details have been found to be incorrect or failure to produce documentary proof in support of the same, my candidatu

Step[2/9] : Educational Qualification

S.No.	Exam Name	Board/Course/Uni.	Year	Result	Marking System	Grade	Percent	Remarks
1	Xth	acac	1966	pass	Percentage		75.00	
2	XIth		Year..		--Select--			
3	UG		Year..		--Select--			
4	PG		Year..		--Select--			
5	Phd.		Year..		--Select--			
6	Diploma		Year..	0	--Select--			
7	NET/SLET		Year..		--Select--			
8	SEP		Year..		--Select--			
9	Other		Year..		--Select--			

SAVE **<< PREVIOUS** **NEXT >>**

First press SAVE button then click NEXT or PREV button

Steps for Registration

- 1 [Personal Information](#)
- 2 [Educational Qualification](#)
- 3 [Work Experience](#)
- 4 [Photo Upload](#)
- 5 [Enclosure / Children Details](#)
- 6 [API Part\(A & B\)](#)
- 7 [API Part\(C\)](#)
- 8 [API Part\(D & E\)](#)
- 9 [References & Declaration](#)

Downloads



2. Click to Save /Update

3. Click to Next



4. Work Experience Details

My Account | **Change Password** | **Logout**

In case, any of the details have been found to be incorrect or failure to produce documentary proof in support of the same, my can

Step[3/9] : Work Experience

University Work Experience

Name of Post : *

Place of Posting : *

Period From : *

Period To : *

Salary(Monthly Income) : *

Reason For Leaving :

Save **RESET**

Other Work Experience

Name of Post : *

Place of Posting : *

Period From : *

Period To : *

Salary(Monthly Income) : *

Reason For Leaving :

Save **RESET**

Steps for Registration

- 1 Personal Information
- 2 Educational Qualification
- 3 Work Experience
- 4 Photo Upload
- 5 Enclosure / Children Details
- 6 API Part(A & B)
- 7 API Part(C)
- 8 API Part(D & E)
- 9 References & Declaration

Downloads

<< PREVIOUS **First Click SAVE button then click NEXT or PREVIOUS button.** **NEXT >>**

4. Click to Save

5. Click to Next

Managed by

1. Fill the Details

2. Click to Save

3. Fill the Details

4. Click to Save

5. Click to Next



5. Upload Photo and Signature

My Account | Change Password | Logout

ie.



Step[4/9] : Upload Photo/Signature

Once you upload the photo, you cannot remove it but you can change the uploaded photo.

Photo Upload : [Photo (Passport) file size should not be more than 50 KB and supported file types are .jpg, .jpeg, .jpeg, .bmp, .gif and .png]

Signature Upload : [Signature size should not be more than 20 KB and supported file types are .jpg, .jpeg, .jpeg, .bmp, .gif and .png]

Record Upload Successfully!

Photo  Signature 

<< PREVIOUS First press SAVE button then click NEXT or PREV button. NEXT >>

1. Choose photo and sign



2. Click to Upload

3. Click to Next

Steps for Registration

- 1 Personal Information
- 2 Educational Qualification
- 3 Work Experience
- 4 Photo Upload
- 5 Enclosure / Children Details
- 6 API Part(A & B)
- 7 API Part(C)
- 8 API Part(D & E)
- 9 References & Declaration

Downloads





6. Enclosure/Children details

My Account | **Change Password** | **Logout**

In case, any of the details have been found to be incorrect or failure to produce documentary proof in support of the same, my ca

Step[5/9] : Enclosure and Other Details

Details of Enclosure (In case of Testimonial, the attested copies should only be attached)

Enclosure :

Save **RESET**

S.No.	Enclosure	DELETE
1	sgdg	

No of Children

Before 1 June 2002	After 1 June 2002	Total
<input type="text" value="1"/>	<input type="text" value="0"/>	<input type="text" value="1"/>

If There has been a gap in your educational carrier , the reason for the same may be given here

Give Particulars of other work done and experience not covered in any of the columns above

Save **<< PREVIOUS** **NEXT >>**

Click SAVE button then click NEXT or PREVIOUS button.

1. Fill Enclosure

2. Click to save

3. Fill the Details

4. Click to save

5. Click to Next

Steps for Registration

- 1 Personal Information
- 2 Educational Qualification
- 3 Work Experience
- 4 Photo Upload
- 5 Enclosure / Children Details
- 6 API Part(A & B) Part(C)
- 7 API Part(D & E)
- 8 References & Declaration

Downloads





7. API Part (A&B)

My Account
Change Password
Logout

found to be incorrect or failure to produce documentary proof in support of the same, my candidature is liable to be summarily cancelled at any t

Step[6/9] : Part 2(API Calculation)

Note:
1. Minimum API Scores will be required for direct recruitment of Professor & Associate Professor in the university along with other specified eligibility qualifications stipulated in the Academic performance indicator (API) based Performance Based Appraisal System (PBAS), set out in table II(C) and table I of Appendix I of AICTE Regulations, 2012 as amended from time to time. The Candidate is advised to go through the detailed information ([Click Here](#)) regarding API Details.

(A) Research Papers Published in Journals/Periodicals/Conference Proceedings,etc

S. No.	Title of Paper with page nos.	Journal/ Periodicals/ Conference Proceeding	Referred/ Non- Referred	ISSN/ ISBN no	Impact Factor if any	No. of Co-authors	Whether You are the Main/ Sole author	API Score	DELETE
1	Title	Journal	Referred	12456	no	2		52.00	
2									
3									
4									
5									
6									

(B) Research Publication - Books, Articles/ Chapters published in Books

S. No.	Book Title, editor & Publisher	Title of Paper/ chapter with page nos.	Publishing Level- International/ National/ Local/ Govt.	ISSN/ ISBN no	Whether Pear Reviewed	No. of Co-authors	Whether You are the Main author	API Score	DELETE
1	Abc	paper title	publishing	5566	whether	26	whether	58.00	
2									
3									
4									
5									
6									


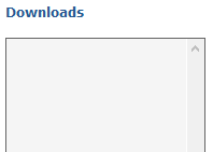
SAVE Record Save Successfully

<< PREVIOUS
First Click SAVE button then click NEXT or PREVIOUS button.
NEXT >>

Managed by

1. Fill API Details

- Steps for Registration**
- 1 [Personal Information](#)
 - 2 [Educational Qualification](#)
 - 3 [Work Experience](#)
 - 4 [Photo Upload](#)
 - 5 [Enclosure / Children Details](#)
 - 6 [API Part\(A & B\)](#)
 - 7 [API Part\(C\)](#)
 - 8 [API Part\(D & E\)](#)
 - 9 [References & Declaration](#)



2. Click to save

3. Click to next



8. API Part (C)

My Account
Change Password
Logout

port of the same, my candidature is liable to be summarily cancelled at any time.

Step[7/9] : Part 2(API Calculation)

Note:
1. Minimum API Scores will be required for direct recruitment of Professor & Associate Professor in the university along with other specified eligibility qualifications stipulated in the Academic performance indicator (API) based Performance Based Appraisal System (PBAS), set out in table II(C) and table I of Appendix I of AICTE Regulations, 2012 as amended from time to time. The Candidate is advised to go through the detailed information ([Click Here](#)) regarding API Details.

(C) Research Project

(C)(i) Sponsored Projects carried Out/ongoing.

S.No.	Project Title	Whether Carried out or ongoing	Amount Of Major Project	Amount of Minor Project	API Score	DELETE
1	Title	Whether	56231	36521	65.00	
2						
3						
4						
5						
6						

(c)(ii) Consultancy Project Carried out/ongoing.

S.No.	Project Title with Funding Agency	Whether Carried out or ongoing	Amount mobilized with	API Score	DELETE
1	Project	whether	546232	64.00	
2					
3					
4					
5					
6					

(C)(iii) Completed Projects: Quality Evaluation.

S.No.	Project Title	Funding Agency	Duration	Whether Accepted by Agency	API Score	DELETE
1	Title	ABC	5	Agency	85.00	
2						
3						
4						
5						
6						

(C)(iv) Project Outcome/output

S.No.	Project Title	Funding Agency	Duration	Detail of Major Policy Document of Govt. Bodies at Central/ State Level; patent/ technology transfer/ product/ process as outcome/ output of project.	API Score	DELETE
1	Title	Agency	5	details	68.00	
2						
3						
4						
5						
6						

SAVE Record Save Successfully
<< PREVIOUS
NEXT >>


First Click SAVE button then click NEXT or PREVIOUS button.

Managed by

1. Fill API Details

- Steps for Registration
- 1 [Personal Information](#)
 - 2 [Educational Qualification](#)
 - 3 [Work Experience](#)
 - 4 [Photo Upload](#)
 - 5 [Enclosure / Children Details](#)
 - 6 [API Part\(A & B\)](#)
 - 7 [API Part\(C\)](#)
 - 8 [API Part\(D & E\)](#)
 - 9 [References & Declaration](#)

Downloads



3. Click to next

2. Click to Save



9. API Part (D&E)

1. Fill API Details

My Account | Change Password | Logout

In case, any of the details have been

Step[8/9] : Part 2(API Calculation)

Note:

1. Minimum API Scores will be required for direct recruitment of Professor & Associate Professor in the university along with other specified eligibility qualifications stipulated in the Academic performance indicator (API) based Performance Based Appraisal System (PBAS), set out in table II(C) and table I of Appendix I of AICTE Regulations, 2012 as amended from time to time. The Candidate is advised to go through the detailed information ([Click Here](#)) regarding API Details.

(A) Research Papers Published in Journals/Periodicals/Conference Proceedings,etc.

(D) Research Guidance

(D)(i) M.Phil

S.No.	Number Enrolled	Degree Awarded	API Score	DELETE
1	56	Degree	85.00	
2				
3				

(D)(ii) Ph.D..

S.No.	Number Enrolled	Thesis Submitted	Degree Awarded	API Score	DELETE
1	56	Thesis	Degree	95.00	
2					
3					

(E) Training Course and Conference/Seminar/Workshop Papers

(E)(i) Refresher Courses, Methodology, Workshop, etc. (Maximum 30 Points)

S.No.	Programme	Duration	Organised by	API Score	DELETE
1	Programe	5		95.00	
2					
3					
4					
5					
6					

(E)(ii) Papers presented in Conferences, Seminars, Workshops , etc.

S.No.	Title of the Paper presented	Title of Conference/ Seminar	Organized by	Whether international/ National/ state/ regional/ college/ or university level	API Score	DELETE
1	Title	Seminar	Abc	College	86.00	
2						
3						
4						
5						
6						

(E)(iv) Invited Lectures or presentations for conference/ symposia etc.

S.No.	Title of Lecture/ Academic Session	Title of Conference/ Seminar etc.	Organized by	Whether international/ National	API Score	DELETE
1	Title	Seminar	Pqr	nation	84.00	
2						
3						
4						
5						
6						

SAVE Record Save Successfully

<< PREVIOUS

2. Click to Save

First Click SAVE button then click NEXT or PREVIOUS button.

NEXT >>

3. Click to Next

- Steps for Registration
- 1 Personal Information
 - 2 Educational Qualification
 - 3 Work Experience
 - 4 Photo Upload
 - 5 Enclosure / Children Details
 - 6 API Part(A & B)
 - 7 API Part(C)
 - 8 API Part(D & E)
 - 9 References & Declaration





10. References & Declaration

My Account	Change Password	Logout																				
In case, any of the details have been found to be incorrect or failure to produce documentary proof in support																						
Step[9/9] : References & Declaration		<p>Steps for Registration</p> <ol style="list-style-type: none"> Personal Information Educational Qualification Work Experience Photo Upload Enclosure / Children Details API Part (A & B) API Part (C) API Part (D & E) References & Declaration <p>Downloads</p>																				
<p>SUMMARY OF API Scores :-</p> <table border="1"> <tr> <td>Research Publications And Academic Contributions (A To E)</td> <td>10.00</td> </tr> </table>			Research Publications And Academic Contributions (A To E)	10.00																		
Research Publications And Academic Contributions (A To E)	10.00																					
<p>Character & Antecedents</p> <p>Have you ever been subjected to any Departmental Enquiry ? if yes please give details. : <input type="checkbox"/> [Check if Yes]</p> <p>If yes, please give details : <input type="text"/></p> <p>Have you ever been debarred for appearing at any examination/selection conducted by the Union Public Service Commission/Govt./University/Board of any other Educational Institute /Authority ? if so please give particulars : <input type="checkbox"/> [Check if Yes]</p> <p>If yes, please give details : <input type="text"/></p> <p>Have you ever been arrested/prosecuted/convicted by a criminal court : <input type="checkbox"/> [Check if Yes]</p> <p>If yes, please give details : <input type="text"/></p> <p>If appointed, what notice would you require before joining the post? : <input type="text"/></p>																						
<p>Particulars of reference, who are not any of your relation</p> <table border="1"> <thead> <tr> <th colspan="2">Reference :: A</th> <th colspan="2">Reference :: B</th> </tr> </thead> <tbody> <tr> <td>Name :</td> <td><input type="text"/></td> <td>Name :</td> <td><input type="text"/></td> </tr> <tr> <td>Designation :</td> <td><input type="text"/></td> <td>Designation :</td> <td><input type="text"/></td> </tr> <tr> <td>Address :</td> <td><input type="text"/></td> <td>Address :</td> <td><input type="text"/></td> </tr> <tr> <td>Mobile No. :</td> <td><input type="text"/></td> <td>Mobile No. :</td> <td><input type="text"/></td> </tr> </tbody> </table>			Reference :: A		Reference :: B		Name :	<input type="text"/>	Name :	<input type="text"/>	Designation :	<input type="text"/>	Designation :	<input type="text"/>	Address :	<input type="text"/>	Address :	<input type="text"/>	Mobile No. :	<input type="text"/>	Mobile No. :	<input type="text"/>
Reference :: A		Reference :: B																				
Name :	<input type="text"/>	Name :	<input type="text"/>																			
Designation :	<input type="text"/>	Designation :	<input type="text"/>																			
Address :	<input type="text"/>	Address :	<input type="text"/>																			
Mobile No. :	<input type="text"/>	Mobile No. :	<input type="text"/>																			
<p>Account Detail</p> <table border="1"> <tr> <td>Bank Name :</td> <td><input type="text"/></td> <td>Branch Name :</td> <td><input type="text"/></td> </tr> <tr> <td>IFSC Code :</td> <td><input type="text"/></td> <td>Account No. :</td> <td><input type="text"/></td> </tr> </table>			Bank Name :	<input type="text"/>	Branch Name :	<input type="text"/>	IFSC Code :	<input type="text"/>	Account No. :	<input type="text"/>												
Bank Name :	<input type="text"/>	Branch Name :	<input type="text"/>																			
IFSC Code :	<input type="text"/>	Account No. :	<input type="text"/>																			
<p>DECLARATION</p> <p>I hereby declare that all the details given by me are true and correct and necessary documentary proof will be produced at any time or at the time of interview. In case, any of the above mentioned details have been found to be incorrect or failure to produce documentary proof in support of the same, my candidature is liable to be summarily cancelled at any stage. In the event of my selection, I agree to abide by the rules & regulations of Govt. of Rajasthan/JNVU, Jodhpur and in the event of failure to abide by the same, my candidature is liable to be cancelled.</p> <p>I also understand that submitting this registration form does not give me a right to be called for Interview or any further process.</p> <p><input checked="" type="checkbox"/> Agree <input type="button" value="SUBMIT"/></p> <p><< PREVIOUS</p> <p>Candidate should ensure that all the details are correctly filled before clicking submit button. No corrections will be allowed after submitting this form.</p>																						
<p><input checked="" type="checkbox"/> Agree <input type="button" value="Print"/> <input type="button" value="Make Payment"/> Your application has been successfully submitted!</p> <p><< PREVIOUS</p> <p>Candidate should ensure that all the details are correctly filled before clicking submit button. No corrections will be allowed after submitting this form.</p>																						

1. Fill the Details

2. Click to Agree


3. Click to submit

4. Click to Make Payment

After Submit these two buttons are shown



11. Payment

My Account	Change Password	Logout
In case, any of the details have been found to be incorrect or failure to produce documenta		
Confirm Payment (ONLINE PAYMENT)		
Registration Fee (Rs.):	1005 (Rs. 5/- E-mitra Charge is included in Registration Fee.)	
Pay Mode :	<input checked="" type="radio"/> ON LINE	
Payment Gateway :		
<input type="checkbox"/> I agree with the terms & conditions		
Print Form CONTINUE FOR PAYMENT		
कृपया अगले चरण में दिए गए भुगतान विकल्प जो कि Debit card / Credit card / Net banking में से net banking को प्राथमिकता दे.		


1. Click to Continue

Click to print Form

Steps for Registration

- [Personal Information](#)
- [Educational Qualification](#)
- [Work Experience](#)
- [Photo Upload](#)
- [Enclosure / Children Details](#)
- [API Part \(A & B\)](#)
- [API Part \(C\)](#)
- [API Part \(D & E\)](#)
- [References & Declaration](#)

Downloads





12. Payment Gateway

13. Bank details